

Say Cheese!

Do you enjoy capturing on camera those funny and sweet antics of your four-legged friend? Judging by the number of pictures and videos online, we reckon the answer is...yes!

Your cat or dog may not give a 'say cheese' grin at the camera, but they do have a great set of teeth, which actually require the same essential care just like ours!

Tooth Truths Within a few weeks of birth, the 'baby' teeth appear. Between 4 and 6 months these loosen and fall out, to be replaced by an 'adult' set, which are designed to last a lifetime. However, almost 80% of dogs and 70% of cats show signs of periodontal disease at just 3 years old!

This is what happens A soft sticky substance called plaque, comprised of food debris and bacteria, sticks to teeth. If not brushed away, it gradually builds up to a hard scale called tartar, which can cause inflamed and infected gums, resulting in tooth decay. Bone loss may occur, and your pet could actually lose teeth. In severe cases, infections can spread via the bloodstream to affect other internal organs like the liver, kidney and heart.

Tooth Troubles

**bad breath drooling
inflamed, red or bleeding gums
yellow/brown or loose teeth
difficulty or not eating
sensitive/pawing at mouth**






Notice any of these signs?

Then it's time your pet had a dental check with the vet.

Toothbrush Training Tips

It is very important to keep your pet's teeth in good condition. Ideally brushing should begin when they are young, but please be patient, especially if you have an older pet. Don't rush, build confidence and give your pet praise and cuddles!



-  Just with your finger, lightly touch in and around their mouth, softly rubbing the front teeth only.
-  Once your pet is confident with this, cover your finger with a soft damp cloth to gently rub the teeth.
-  Introduce a soft bristle toothbrush with something tasty on the bristles. Allow your pet to lick and investigate the brush while you are holding it.
-  When the brush becomes familiar, lightly brush their front teeth.
-  Gradually progress to using animal toothpaste, introducing a gentle vertical motion to the front teeth and a circular action for the back.

Some pets enjoy having their teeth cleaned, but others..... well it may take a while! Treat toothbrush time as a fun and happy event for your pet.

We are here to help! If it all seems a bit daunting, our nurses can show you how to brush your pet's teeth. It's never too late to learn!



ABBNEY hours
 Shrewsbury 01743 232713
 Monday to Friday 8.30am - 7pm
 Saturday 8.30am - 12noon
 Shawbury 01939 250655
 Monday Tuesday
 Thursday and Friday
 9am-1pm & 2.30pm-6.30pm
 Saturday and Wednesday
 Closed
 Consultations by appointment
 24hour 7day
 Emergency Service



Tick-Borne Disease.....

Canine Babesiosis Media reports earlier this year, informed us of a tick-borne disease, which has appeared in the UK. Some dogs in Essex were infected, and sadly there were fatalities. Ticks require a 'host' to complete their life-cycle, which unfortunately could be your dog.

Infection As an infected tick bites and feeds on blood, a single-celled microscopic parasite called *Babesia*, is transferred into the dog's blood stream, where it infects the red blood cells. These cells are then attacked by the immune system, causing severe anaemia.

Canine Babesiosis is life-threatening, but treatments are available to help fight the infection.

Prevention After any outdoor activity, check your dog's coat and skin for ticks. If you find an attached tick, you can remove it using a tick hook, or bring your pet to us as soon as possible.

Most important of all, use regular and effective parasite treatments on your dog.

Please contact us or visit the surgery, where we can discuss in detail a suitable anti-tick treatment for your pet.

- Signs of Babesiosis**
- Lethargy ● Weakness
 - Dark brown/red urine ● Fever
 - Rapid breathing ● Pale gums/tongue
 - Enlarged abdomen ● Weight loss
- If you see any of these signs - do not delay in taking your dog to a vet!*

The Cat's Whiskers



A way of saying that something is near perfect!

Cats are remarkably athletic creatures that jump great heights, balance on the thinnest ledges and squeeze through the smallest gaps. Their long beautiful whiskers greatly contribute to this astounding way of life!

Whiskers are long, stiff hairs, which grow around the mouth and face, above the eyes, on the jaw line and the back of the front legs. Also known as **vibrissae**, whiskers are actually a cat's own sonar system!

How do they work? Whiskers are deeply embedded to firmly connect to the cat's muscular and nervous systems. These stiff hairs send information to the cat's sensory nerves. Whisker tips have sensitive sensory organs called proprioceptors, which assist the cat in judging distance, width and direction. The 'magical' squeezing through a narrow space, gracefully leaping onto a thin ledge, even responding to air vibrations when catching mice, are all the workings of the wonderful whiskers!

It is quite natural for a cat to shed these hairs and grow new ones. **Never cut or trim whiskers**, as a cat would be quite lost, scared and confused without them! These beautiful 'sonar' whiskers are truly an amazing part of your cat's anatomy.

Friendly Pets!

If you are looking to have a small pet, guinea pigs are lovely 'daytime' active animals, and very responsive to your attentions. These amazing little creatures are one of the oldest domestic animals dating back to 1000-500BC.

Guinea Pig Guide

- The average lifespan is 4-8 years.
- Guinea pigs like companions - a neutered pair or small group of the same sex.
- A good-sized hutch with plenty of dust free bedding, and an outside run with tunnels and boxes, as they are flight animals that like to hide!
- Provide protection from the sun, as guinea pigs can suffer sun/heatstroke.
- Ensure they are warm, dry and snug during winter.
- A varied diet is essential - grass, dandelions, carrots, cabbage, spinach, apple and pear. They require a source of vitamin C in their diet. This is found in grass, and also in good quality dried pellet food specifically for guinea pigs. Both are great for their teeth too.
- Give a regular supply of hay and clean fresh water.
- **Warning!** Always identify any plants before feeding your pet, as some may cause illness and sadly could be fatal. If in doubt.....don't let them eat it! Place outside runs away from potentially hazardous plants.

Healthy Guinea Pigs

Like all pets, they need regular check-ups with a vet. A guinea pig's teeth and nails grow continuously, so may require clipping. Mites and fungal infections are sometimes a problem, so we can examine their coat and skin too, at their appointment.


If this sounds the right pet for you, there are guinea pigs waiting in rescue centres for their forever homes. For further information on caring for a guinea pig, please contact us.



Summer Fun

Enjoy summer, but please do take a few simple precautions. Pets can suffer from heatstroke or dehydration very quickly, and sadly this can be fatal.

- Regulate your pet's time spent in the sun.
- Ensure animals have access to shady areas.
- Exercise dogs in the cooler morning or evening air.
- NEVER leave your pet in the car, or in conservatories at home.** Both reach oven like temperatures!
- Provide plenty of fresh, clean drinking water.



Your Pets Our Priority

16 Holywell St, Abbey Foregate

Shrewsbury SY2 5DB
01743 232713

find us on
facebook.

www.abbeyvetsshrewsbury.co.uk

High Ridge, Wem Rd
Shawbury SY4 4NW
01939 250655

